



**Window Collections**  
WOOD & WOOD-ALUMINUM HYBRID

# We build our windows for a special client... you!

## Nothing's more comfortable than a home fitted with LAFLAMME windows and doors.

We use only the finest materials in our products—superb craftsmanship is at the heart of everything we do. Our experts are devoted to building the perfect window and door. Our in-house research center is at the forefront of new materials and manufacturing techniques. And rigorous quality control means our products meet the highest standards for both the Canadian and U.S. markets.

Built to the highest standards with innovative technology, they make your home an oasis of comfort and security year round.

All LAFLAMME products marry style with function, they're beautiful from the outside in. Choose from a wide variety of styles, shapes, and colours without ever compromising on quality.

With virtually unlimited window and door styles plus a full array of options and accessories, LAFLAMME is your partner in flexible home design.

What you see creates the impression. What you don't see makes it last.



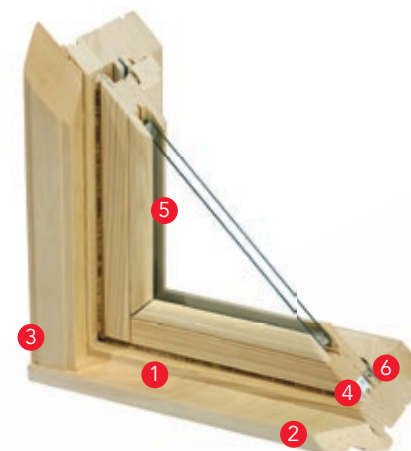
## Table of Contents

- 4 • 7 Energy-efficiency
- 8 • 9 Design Options
- 10 • 13 Wood Windows
- 14 • 15 Wood Architectural Windows
- 16 • 19 Wood French and Sliding Patio Doors
- 20 Hermetica Steel Door



beautifully durable  
lasting design

At LAFLAMME, our naturally beautiful wood windows and doors start with select clear pine that is kiln dried and treated to prevent shrinking, swelling, and splitting. Strong and durable, our products come with or without a maintenance-free extruded aluminum exterior. It resists fading, chalking, and corrosion and can fit seamlessly into any exterior design with our custom colour matching system. For a warmer, more organic look inside and out, choose our all-pine products, which you can paint or stain to match any interior or exterior decor. Whatever you decide, rest assured that fine craftsmanship, elegant styling, and precise detailing are guaranteed.




### Innovative Features:

- ① Select clear Pine frame
- ② Extruded aluminum exterior available
- ③ Factory-dried, treated wood
- ④ Double weather-stripping
- ⑤ High-performance glass options
- ⑥ Factory-stained finish available

### Aluminum Exterior

The ideal option to protect your wood windows, a maintenance-free extruded aluminum exterior.





# Our new Low-E thermal units:

## STAR+ Lifetime Warranty

This Low-E thermal unit was designed to maximize the performance of our windows while providing maximum energy efficiency under the EnergyStar program, leading to lower energy consumption for Canadian homeowners when choosing these windows.

## R+ 15 Year Warranty

This Low-E thermal unit maximises R value while minimising solar gain for your clients looking to buy windows with the highest R rating. Sometimes it's what you don't see that makes all the difference. Inside the glazing units of each window and door is a hidden benefit. Investing in superior windows and doors pays off down the road in lower energy bills, furniture and carpet not faded by ultraviolet light, and a home that's comfortable year round.

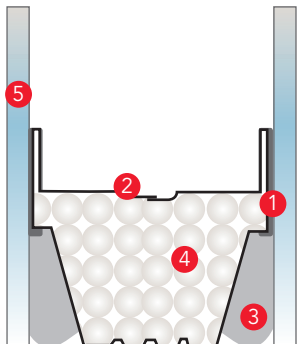
## We're Energy Star®

LAFLAMME Energy Star® qualified windows and doors will reduce your home energy costs by 7 to 12 percent. They will reduce cold drafts, condensation and noise transfer.



## Endur IG™ Design

- 1 Primary seal (PIB)
- 2 Thin gauge stainless steel
- 3 Secondary seal (silicone)
- 4 Desiccant filling
- 5 Pane of glass



# Specialty Glass options:

All Specialty Glass includes Low-E

## OASIS+ Sound-Blocking Glass

Does your world seem to get noisier every day? Oasis+ glass substantially reduces undesirable noise from the outside particularly for houses or buildings in close proximity to areas of high traffic, industry, airports and other sources of noise. Oasis+ glass increases a window's STC rating, thereby reducing noise transfer.



Country living, even in the noisy city

## NATURA+ Self-cleaning glass

Natura+ uses the sun's rays to loosen dirt which then easily washes away in the rain, practically without a trace. Natura+ makes windows easier to clean and helps them to stay cleaner longer. Natura+ with sun and rain equals clean windows without all the work! And that's not all, Natura+ is combined with energy-efficient glass, helping homes stay warmer in winter and cooler in summer.



Let the sun and rain clean your windows

## FORTE+ Resistant Glass

Forte+ glass is heated to temperatures of 700 degrees Celsius, then rapidly air-cooled, creating a compressed layer that makes it four times more resistant than regular glass. Tempered glass is extremely resistant but can still break under powerful impact. Forte+ glass shatters into many small, rounded, dull pieces, greatly reducing the risk of cuts.



The ultimate name in safety glass

**Forté+ Ultra** provides complete peace of mind. Precaution is the key to safeguarding your home and protecting your loved ones, either from theft or inclement weather. **Laminated Forté+ Ultra** is specially designed to withstand severe winds and to resist forces of impact. If the glass does break, the laminated interlayer holds the glass together.





# a window to match your lifestyle:



## COLOUR

LAFLAMME windows give you colour that lasts. With an extruded aluminum exterior, we offer six standard colours with the possibility of matching any other colour sample. Interior and Exterior painting also available.


## STAIN FINISH

Nothing enhances the natural beauty of wood like a meticulous stain finish. Available for the interior and exterior, with your selection of eleven standard colours.

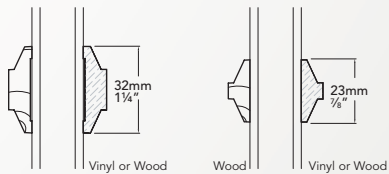


## GRILLES

Our timeless Georgian-style grilles add beauty to your windows while keeping them easy to clean and maintain. For the ultimate in elegance, choose a pencil bar grille in a range of colours and patterns. If you want to change your home's character, opt for a removable wood grille and paint it to match existing windows. Round out your home's appeal with a 7/8" or 1 1/4" SDL.



BETWEEN-THE-GLASS GRILLES



WOOD SDL BARS



CASEMENT      AWNING      SLIDER      DOUBLE-HUNG      SLIDING PATIO DOOR      FRENCH DOOR

Colours shown may not be exact and should be used for planning purposes only.





elegant warmth  
contemporary style



# WOOD

With its rich, inviting warmth and superior thermal insulation, wood is a natural choice for a beautiful home.

LAFLAMME builds on over 60 years of experience in manufacturing superior wood products for lasting beauty both inside and out. All our wood products are made with factory-dried treated wood. Our wood is also crystallized to avoid sap leakage.



## HERITAGE & HISTORIA

The **Heritage** Wood Casement is built to perform. Robust, durable hardware means it opens and closes easily and shuts tightly against the elements. For total comfort and convenience, the **Heritage** features a warm-edge spacer in all glazing units and a sash that opens 90° for easy cleaning.

Our **Historia** awning wood window is identical to our **Heritage** casement window but is hinged at the top of the sash for maximum ventilation.

## Characteristics & Advantages

- 1 3/4" sash
- Structural frame 4 5/8" (natural) - 5 3/4" (aluminum)
- Structural design with continuous head and sill
- American white pine
- Preservative-treated wood components
- Finger-jointed pine for easy painting

## Options

- High-performance glass
- Aluminum-clad frames in six standard colours
- Virtually unlimited grille and SDL patterns
- Factory-installed jamb extension
- Wood screen
- Available in architectural and bay & bow styles
- Clear pine for easy staining
- Multipoint locking mechanism

Performance test results based on CAN/CSAA-440.2.M90 standard:

Air tightness A1*	Water tightness B 1*	Wind load resistance C 1*	Forced entry resistance
A 3	B 7	C 4	F 2

\* Minimum required by the building code. Results available upon request.



classic appeal  
modern convenience



## HARMONY

The **Harmony** double-hung wood window combines classic appeal with modern convenience. Like all LAFLAMME windows, it is designed for long lasting ease of use. Spring-loaded latches make the sashes easy to tilt-in for cleaning. A coil balance system within the jamb liners means the sashes slide almost effort-free.

### Characteristics & Advantages

- 1¾" sash
- Structural frame 4⅝" (natural) - 5¾" (aluminum)
- American white pine
- Finger-jointed pine (ideal for painting)
- Spring-loaded latches
- Constant force coil balance
- Cam-action sash lock for enhanced security
- Timeless bronze hardware
- Beige jamb liner to match pine interior

### Options

- High-performance glass
- Aluminum-clad exterior in six standard colours
- Virtually unlimited grille and SDL patterns
- Factory-installed jamb extension
- Available in architectural and bay & bow styles
- Clear pine for easy staining

Performance test results based on CAN/CSAA-440.2.M90 standard:

Air tightness A1*	Water tightness B 1*	Wind load resistance C 1*	Forced entry resistance
<b>A 2</b>	<b>B 3</b>	<b>C 4</b>	<b>F 2</b>

\* Minimum required by the building code. Results available upon request.

streamlined design  
value option



## EXCEL

The streamlined design of our **Excel** sliding window gives you LAFLAMME durability at a very affordable price. Both sashes open easily for excellent ventilation. Compression foam backing in extruded vinyl head tracks allow the sash to be removed for cleaning and acts as a weather barrier. Every **Excel** window has a sturdy center sash lock that opens from the inside.

### Characteristics & Advantages

- Kiln-dried, preservative-treated wood frame components
- Superior weather-stripping system
- Warm-edge glazing unit

### Options

- Factory-installed jamb extension
- High-performance glass (Excel)
- Georgian-style sealed grille (Excel)
- Interior vinyl cladding



versatile design  
optimal efficiency




## BAY, BOW & ARCHITECTURAL WINDOWS

Architectural windows are at the heart of LAFLAMME's reputation for quality. Held to the same rigorous standards as our other windows, they come in a virtually unlimited variety of shapes to give you total flexibility in all your home design projects. Choose from half circle, trapezoid, elliptical, rake-head, segmental, radius top, transom, and more.

LAFLAMME bay windows flare gently outwards to make any room feel bigger and brighter. Bow windows are elegantly designed to give rooms a subtle sense of shape and contour. Our bays and bows come with LAFLAMME standard features and options with the additional choice of factory-installed head and seat boards.

## Configurations



## Additional Options



White and Bronze hardware and screen are standard on Heritage and Historia.



Available with Multipoint option (not illustrated): Brass, Black, Clay and Oil-Rubbed Bronze (not illustrated)



Flush-mounted sash lock and latches for improved appearance



Optional wood screen available





classic appeal  
reliable performance



# PATIO DOORS

Patio doors take a lot of punishment. Opened and closed several times a day and exposed to the four seasons, your patio doors must stand up to any kind of treatment.

LAFLAMME wood patio doors offer you the natural beauty of wood backed by advanced technology for years of trouble-free use.



## HORIZON

Elegance and tradition are the hallmarks of our **Horizon** garden door. With a door that swings in to open, the **Horizon** offers quality hardware available in a broad selection of finishes. Its 6 1/2" stiles and 4 1/2" door rails ensure a perfect balance between wood and glass

Choose from three models for a look that's right for your home:

- Jamb-hinged: Garden door
- Post-hinged: Garden door
- Two-panel-hinged: French door

## Characteristics & Advantages

- 6 1/8" natural Pine frame
- Standard 6'9" height
- Lever, deadbolt hardware system with multipoint locks for added security
- Quality hardware including four hinges for ease of use
- Self-draining sill

## Options

- Aluminum-clad door frames in six standard colours
- Available in 8' height
- High-performance glass
- Wide variety of hardware finishes (bright brass, antique brass, brushed chrome, etc.)
- Factory-installed jamb extension

Performance test results based on CAN/CSAA-440.2.M90 standard:

Air tightness A1*	Water tightness B 1*	Wind load resistance C 1*	Forced entry resistance
A 3	B 7	C 5	F 2

\* Minimum required by the building code. Results available upon request.



maximum light  
smooth operation



## LEGEND

Our **Legend** sliding wood patio doors are the perfect blend of innovation, attention-getting design, and superior construction techniques and materials. The **Legend** features smaller rails and stiles (2 ½") to let more light into your home for a more open, airy feel.

## Characteristics & Advantages

- 6 ⅞" and 4 ⅞" natural Pine frame
- 2 ½" stiles and rails
- Standard 6'9" height
- Equipped with tandem rollers
- Adjustable ballbearing steel wheels
- Core-laminated sashes help eliminate warping

## Options

- Aluminum-clad door frames in six standard colours
- Available in 8' height
- Multipoint hardware
- High-performance glass
- Factory-installed jamb extension
- Large selection of grille and SDL patterns
- Wide variety of hardware finishes (bright brass, antique brass, brushed chrome, etc.)
- Security foot lock
- Keyed lock

Performance test results based on CAN/CSAA-440.2.M90 standard:

Air tightness A1*	Water tightness B 1*	Wind load resistance C 1*	Forced entry resistance
A 3	B3	C 3	F 2

\* Minimum required by the building code. Results available upon request.

substantial style  
quality hardware



## RIVIERA

The **Riviera** patio door offers you a more traditional, timeless look with 4 ½" rails and stiles. For added elegance, brass hardware is standard on the **Riviera**.

## Characteristics & Advantages

- 6 ⅞" and 4 ⅞" natural Pine frame
- 4 ½" stiles and rails
- Standard 6'9" height
- Equipped with tandem rollers
- Adjustable ballbearing steel wheels
- Core-laminated sashes help eliminate warping
- Standard brass hardware

## Options

- Aluminum-clad door frames in six standard colours
- Available in 8' height
- Multipoint hardware
- High-performance glass
- Factory-installed jamb extension
- Large selection of grille and SDL patterns
- Wide variety of hardware finishes (bright brass, antique brass, brushed chrome, etc.)
- Security foot lock
- Keyed lock

Performance test results based on CAN/CSAA-440.2.M90 standard:

Air tightness A1*	Water tightness B 1*	Wind load resistance C 1*	Forced entry resistance
A 3	B 3	C 3	F 2

\* Minimum required by the building code. Results available upon request.



# 338% more weatherproof\*

The only steel door system built to withstand the wind and rain, even at over 89 km/hr!

The Hermetica steel door system stops air and water dead in their tracks, thanks to the exclusive AirStop™ system. AirStop features the Zero Friction™ profile, so that doors open and close easily, yet seal up tight.

It also comes with a weatherproof water shield, weatherstripping and built-in drainage reservoirs that evacuate water while keeping cold air out.



\* Hermetica doors seal 338% more tightly than their seven closest competitors.



1.800.463.1922  
laflamme.com



**Laflamme®**  
DOORS & WINDOWS

