

Superior vinyl

Durable materials

Heat/cold resistance

Highest consumer
satisfaction



Buckingham Series 1000

Vinyl-Clad Patio Doors



Features



The **Buckingham Series 1000** Vinyl-Clad Patio Door is manufactured from the most advanced vinyl reinforced with a wood buck frame, offering beauty and performance. The vinyl will not rot, rust, pit or blister over long periods of time.

Our wood buck frame is economical, durable and easy to install. Maximized strength withstands high winds and provides superior air tightness.

Sunview Patio Doors are available with the highest quality accessories and upgrades including security, colour and finishing options.

Our goal:
Provide the highest possible level of buyer satisfaction!

Standard Hardware

Elite handles come as the standard door hardware. Available in white or black.



White

Vinyl-Clad Frame

- 5^{7/8}" mechanically fastened vinyl-clad frame
- Components easily installed and replaceable
- 3 weather seals
- Anodized screen track/stainless steel roller track
- 8 degree sill slope for optimal drainage
- All vinyl sill

Durable Sash

- Reinforced with steel to withstand high wind loads
- Double perimeter seal for superior air-tightness
- Doors are easily and completely reversible
- Adjustable tandem ball-bearing rollers
- 1" sealed units for optimal thermal performance

Glazing

Enhancing the outstanding thermal efficiency is the 1" high-performance glazing found in **Low-E** glass and **Super Spacer®** technology.

Super Spacer®

Stays cool in summer



Stays warm in winter

Optional Frame & Sash

- 1^{1/4}", 2", or 3^{3/8}" frame extensions
- 4^{1/2}" sill plate
- Brick mold
- Sill extensions

Optional Sidelites and Transoms

Frame your patio door in outdoor light with a transom or sidelite. The frame is made of PVC, virtually maintenance-free and available in a wide selection of finishes and glass types.

Hardware & Glass Options

Optional Hardware

Optional stylish and contemporary handle sets with either single or twin-point locking systems in black, white or satin nickel.

These unique handle sets can be configured with heavy duty multi-point key locks.



White Finish



Black Finish



Satin Nickel



Twin-point locking system

Optional Security Locks



Two Position Kick Locks mount on the bottom of the operating door. Used as secondary lock and available in white, beige or brown.



Guardian Locks mount on the top of the operating door; security bolt locks into the frame. Available in white, beige or brown.



Folding Security Bars mount on the fixed side of the door frame and swing down to stop the door from operating.

Optional Internal Mini-Blinds

- Fingertip operation
- No external cords
- No dusting
- Low-E glass
- Only available for 59½ x 79½ and 71½ x 79½ doors


Maximum visibility to complete privacy at the tip of a finger. The lever raises, lowers or tilts the blinds sealed between the insulated glass to ensure maintenance-free operation.



Raise and lower operation lever


Optional Decorative Grills

Internal grills are available in a wide range of design styles with colours that include **Flat Grills** in two-tone, white, brass and pewter, **Georgian Grills** in white, and **Pencil Grills** in white, brass and pewter.



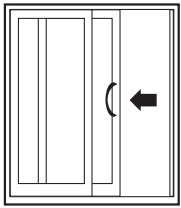
Optional Exterior Colours

Sunview's patio doors boast a wide range of exterior colour options that feature a durable finish that is also UV stable.

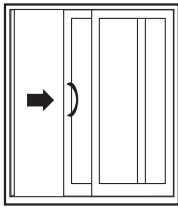


Specifications

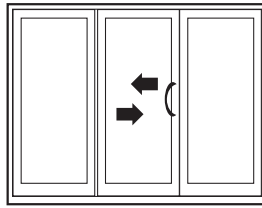
Dimensions Door/Panel Configurations and Finished Sizes (Exterior view)



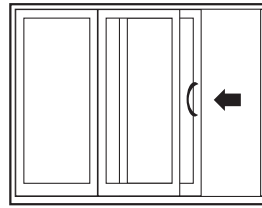
OX-Slide Left



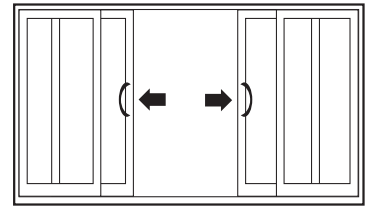
XO-Slide Right



OXO-Slide R to L or
OZO-Slide L to R



XOO-Slide R or OOX Slide L



OXXO-Slide R and Slide L from Centre

2 Panels

58¹/₂ W x 79¹/₂ H
59¹/₂ W x 79¹/₂ H
59¹/₂ W x 81¹/₂ H
59¹/₂ W x 95¹/₂ H
70¹/₂ W x 79¹/₂ H
71¹/₂ W x 79¹/₂ H
71¹/₂ W x 81¹/₂ H
71¹/₂ W x 95¹/₂ H
95¹/₂ W x 79¹/₂ H
95¹/₂ W x 81¹/₂ H
95¹/₂ W x 95¹/₂ H

3 Panels

88³/₄ W x 79¹/₂ H
88³/₄ W x 81¹/₂ H
88³/₄ W x 95¹/₂ H
106³/₄ W x 79¹/₂ H
106³/₄ W x 81¹/₂ H
106³/₄ W x 95¹/₂ H
142³/₄ W x 79¹/₂ H
142³/₄ W x 81¹/₂ H
142³/₄ W x 95¹/₂ H

4 Panels

117¹/₈ W x 79¹/₂ H
117¹/₈ W x 81¹/₂ H
117¹/₈ W x 95¹/₂ H
141¹/₈ W x 79¹/₂ H
141¹/₈ W x 81¹/₂ H
141¹/₈ W x 95¹/₂ H
189¹/₈ W x 79¹/₂ H
189¹/₈ W x 81¹/₂ H
189¹/₈ W x 95¹/₂ H

Performance Buckingham 1000 Patio Doors meet standards AAMA/WDMA/CSA 101/1.S.2/A440-11 and CSA A440S1-09

| Configuration | Performance Class and Grade | Air Leakage | Water Penetration Resistance | Design Pressure |
|---------------|-----------------------------|---------------------------|------------------------------|--------------------|
| OX / XO | LC-PG55 | A3-0.2 L/s-m ² | 400 Pa (8.4 psf) | ±2640 Pa (±55 psf) |
| OX / XO | LC-PG35 | A3-0.4 L/s-m ² | 400 Pa (8.4 psf) | ±1680 Pa (±35 psf) |
| OXO | R-PG50 | A3-0.3 L/s-m ² | 360 Pa (7.5 psf) | ±2880 Pa (±60 psf) |
| OXO | LC-PG40 | A3-0.3 L/s-m ² | 360 Pa (7.5 psf) | ±1920 Pa (±40 psf) |
| OXXO | LC-PG35 | A3-0.5 L/s-m ² | 260 Pa (5.4 psf) | ±1680 Pa (±35 psf) |

Distributed by:



Our products meet the ENERGY STAR® program guidelines to help protect the environment through superior energy efficiency.