



WINDOW TECHNOLOGY
DOOR TECHNOLOGY
AUTOMATIC ENTRANCE SYSTEMS
BUILDING MANAGEMENT SYSTEMS



DOOR TECHNOLOGY – ORDER CATALOG | SECTION 03.3



SECURY Automatic Door Lock & Gripset Handle



Securing technology for you





03.3

SECURY Automatic Door Lock & Gripset Handle

| | |
|----------------------------------|---------|
| SECURY Automatic Door Lock | 03.3.5 |
| Automatic Extension | 03.3.6 |
| SALEM Gripset Handle | 03.3.7 |
| BERKELEY Gripset Handle | 03.3.8 |
| Strike Plates | 03.3.9 |
| Gripset Jig | 03.3.11 |
| Accessories | 03.3.12 |

SECURY Automatic Door Lock

with Latch, Deadbolt and 2 Automatic Latchbolts



Unlocked



Locked

USE WITH GRIPSET HANDLES ONLY

SECURY Automatic Door Lock for Gripset Handle

| Description | Backset | Color | PU | Part Number |
|---------------------------|---------|-------|----|-----------------|
| Door lock for 6' 8" doors | 60mm | SS | 5 | 6-35185-01-R-8B |
| Door lock for 8' doors | 60mm | SS | 5 | 6-35185-02-R-8B |

PU = Packaging Unit

Simply Close the Door!

As soon as the door pulled shut, the Automatic latchbolts instantly throw 20mm and are secured to prevent them being forced back. By turning the key or the knob, it will engage the deadbolt and lock the top and bottom latchbolts to become a **3 deadbolts locking system**.


Additional information

- 3-point, one piece locking system for 6' 8" and 8' doors
- Heavy duty mortise construction
- Locking by US-cylinder with 90° turn of key or thumb-turn
- No lifting of handle to engage locking points
- Top and bottom Automatic latchbolts projection from 10 to 20mm:
 - provide security against forced entry
 - protect the door panel from warping
- 1" (25mm) drow on deadbolt with baby sitting function
- Non handed, latch easily reversible
- 8mm square spindle
- 92mm centres (spindle to cylinder)
- Handle height variable (36" recommended)
- 16mm stainless steel faceplate with radius ends for easy installation and cleaner look
- Same hardware groove detail throughout our entire door lock program (jig, router base and bits available)
- Extension with additional lock point is available for doors taller than 8' (6-33479-04-0-8B)
- To be used with gripset handle


03
3

Automatic Extension

with Additional Latchbolt



Unlocked



Locked

Extension with Additional Latchbolt

| Description | Color | PU | Part Number |
|----------------------------------|-----------------|---------------------|-----------------|
| 525mm extension with rounded end | Stainless Steel | 5 | 6-33479-04-0-8B |
| * = Color | | PU = Packaging Unit | |

Additional information

- Tapered latch always engaging in strike plate
- 16mm stainless steel faceplate with radius end for easy installation and cleaner look
- Additional locking point for doors taller than 8'
- To be used with SECURY Automatic door Locks

SALEM

Solid Brass Gripset Handle



SALEM Series

| Description | PU | Part Number |
|---|----|---------------------|
| Gripset active for 45mm (1 3/4") thick door (cylinder included) | 1 | K-C2060-00-0-* |
| * = Color | | PU = Packaging Unit |
| 01 = Satin Nickel, 25 = Dark Bronze, 28 = Pewter, 6 = Black | | |



Additional information

- Solid forged brass
- US-cylinder with standard Schlage "C" keyway
- 90° locking with thumb-turn
- Non-handed
- Easy to install
- Weather proof gasket
- Stainless steel set screw on interior lever to secure handle
- Easily converts to inactive handle, use dummy conversion kit K-C2056-00-0-*
- For 1 3/4" thick doors
- For 2 1/4" thick doors, use actuator conversion kit K-C2054-57-0-0
- Use with SECURY Automatic gears: 6-35185-01-R-8B and 6-35185-02-R-8B

BERKELEY

Solid Brass Gripset Handle

**BERKELEY Series**

| Description | PU | Part Number |
|---|----|---------------------|
| Gripset active for 45mm (1 3/4") thick door (cylinder included) | 1 | K-C2070-00-0-* |
| * = Color | | PU = Packaging Unit |
| 01 = Satin Nickel, 25 = Dark Bronze, 28 = Pewter, 6 = Black | | |

**Additional information**

- Solid forged brass
- US-cylinder with standard Schlage "C" keyway
- 90° locking with thumb-turn
- Non-handed
- Easy to install
- Weather proof gasket
- Stainless steel set screw on interior lever to secure handle
- Easily converts to inactive handle, use dummy conversion kit K-C2056-00-0-*
- For 1 3/4" thick doors
- For 2 1/4" thick doors, use actuator conversion kit K-C2054-57-0-0
- Use with SECURY Automatic gears: 6-35185-01-R-8B and 6-35185-02-R-8B

Strike Plates

for Door Lock



Top and Bottom Striker with Extended Lip

| Description | PU | Part Number |
|--|-----|---------------------|
| Latchbolt strike plate for 45mm (1 3/4") thick doors | 100 | 9-C4776-45-0-* |
| Latchbolt strike plate for 57mm (2 1/4") thick doors | 100 | 9-C4776-57-0-* |
| * = Color | | PU = Packaging Unit |
| 11 = Satin Nickel, 5 = Dark Bronze, 28 = Pewter, 6 = Black | | |
| <div> <div>11</div> <div>5</div> <div>28</div> <div>6</div> </div> | | |

Additional information

- Solid brass or stainless steel
- Non-handed
- With clear protective film
- Available in handle matching finishes
- Two #8 x 5/8 FH/PH screws included
- For use with SECURY Automatic door lock



Middle Striker with Extended Lip


| Description | PU | Part Number |
|--|----|---------------------|
| Latch and deadbolt strike plate for 45mm (1 3/4") thick doors | 50 | 9-C4777-45-0-* |
| Latch and deadbolt strike plate for 57mm (2 1/4") thick doors | 50 | 9-C4777-57-0-* |
| * = Color | | PU = Packaging Unit |
| 11 = Satin Nickel, 5 = Dark Bronze, 28 = Pewter, 6 = Black | | |
| <div> <div>11</div> <div>5</div> <div>28</div> <div>6</div> </div> | | |

Additional information

- Solid brass or stainless steel
- Non-handed
- With clear protective film
- Available in handle matching finishes
- Two #8 x 5/8 FH/PH screws included
- For use with SECURY SH2, S-Bolt, Automatic and mortise door locks

Strike Plates

for Door Lock



Bag of Strike Plates

| Description | PU | Part Number |
|--|----|---------------------|
| Bag of strike plates for 45mm (1 3/4") thick doors | 10 | K-C4774-45-0-* |
| Bag of strike plates for 57mm (2 1/4") thick doors | 10 | K-C4775-57-0-* |
| * = Color | | PU = Packaging Unit |
| 11 = Satin Nickel, 5 = Dark Bronze, 28 = Pewter, 6 = Black | | |
| <div> <div>11</div> <div>5</div> <div>28</div> <div>6</div> </div> | | |

Additional information

- Solid brass or stainless steel
- Bag contains:
 - 1 middle striker with extended lip and clear protective film
 - 2 top and bottom strikers with extended lip and clear protective film
 - 6 screws
- Non-handed
- Available in handle matching finishes
- For use with SECURY Automatic door locks

Gripset Handle Hole Preparation Jig



Gripset Jig

| Description | Color | PU | Part Number |
|-------------|----------|---------------------|----------------|
| Jig | Aluminum | 1 | K-C8899-00-0-0 |
| * = Color | | PU = Packaging Unit | |

Additional information

- Aluminum template
- Collar: Lee valley 46J91-17(cut down) + ring nut 46J91-11
Router bit: Freud bit12-142- ½"x 2" cutting depth x 5/8" double fluted

Accessories

for Door Lock



Torx 15 T-Key

| Description | Color | PU | Part Number |
|-------------|-------|---------------------|----------------|
| Torx key | Steel | 1 | H-00346-15-0-0 |
| * = Color | | PU = Packaging Unit | |

Additional information

- Used for connecting SH2 and Automatic extensions



4mm Allen T-Key

| Description | Color | PU | Part Number |
|-------------|-------|---------------------|----------------|
| Allen key | Steel | 1 | H-00345-04-0-0 |
| * = Color | | PU = Packaging Unit | |

Additional information

- Used for reversing Automatic latchbolts on GU-SECURY Automatic lock and extension



Fastening Screws

| Description | Color | PU | Part Number |
|-------------|-----------------|---------------------|----------------|
| D1 screws | Stainless Steel | 1000 | 9-C5362-32-0-8 |
| * = Color | | PU = Packaging Unit | |

Additional information

- Stainless steel lock fastening screws
- Type D1 with self-drilling spiral point and high duplex thread with "Quadrex" socket
- Sharp tip for quick drive

Accessories

for Gripset Handles



Dummy Conversion Kit

| Description | PU | Part Number |
|--|----|----------------|
| Cover ring and screws | 1 | K-C2056-00-0-* |
| * = Color PU = Packaging Unit | | |
| 01 = Satin Nickel, 25 = Dark Bronze, 28 = Pewter, 6 = Black PC | | |



Additional information

- Used to convert the active to dummy
- 3 screws included to lock the mechanism
- For double doors:
 - active door with keyway
 - inactive door with blank cover



Bottom Ring Caps

| Description | PU | Part Number |
|--|----|----------------|
| Cap for SALEM handle | 1 | 9-C0556-00-0-* |
| Cap for BERKELEY handle | 1 | 9-C0557-00-0-* |
| * = Color PU = Packaging Unit | | |
| 01 = Satin Nickel, 25 = Dark Bronze, 28 = Pewter, 6 = Black PC | | |



M5 Installation Screws

| Description | PU | Part Number |
|--|----|----------------|
| M5 x 65mm screws for 1 3/4" doors (2 screws are supplied with gripset handle) | 1 | 9-C0560-65-0-* |
| M5 x 75mm screws for 2 1/4" doors (2 screws are supplied with gripset handle) | 1 | 9-C0560-75-0-* |
| * = Color PU = Packaging Unit | | |
| 01 = Satin Nickel, 25 = Dark Bronze, 28 = Pewter, 6 = Black PC | | |




Accessories

for Gripset Handles



Set Screw

| Description | Color | PU | Part Number |
|--|-----------------|---------------------|-----------------|
| M5 set screw (1 screw is included with interior handle) | Stainless Steel | 1 | 9-C0527-02-0-8B |
| * = Color | | PU = Packaging Unit | |



Allen Key 2,5mm x 100mm

| Description | Color | PU | Part Number |
|---|-------|---------------------|----------------|
| Allen key (1 Allen key is supplied with door handle kit) | Black | 1 | 9-C0955-10-0-0 |
| * = Color | | PU = Packaging Unit | |



Allen T-Key 2,5mm x 152mm

| Description | Color | PU | Part Number |
|-------------|-------|---------------------|----------------|
| Allen key | Steel | 1 | 6-C0560-20-0-0 |
| * = Color | | PU = Packaging Unit | |

Additional information

- Used for connecting SH2 and Automatic extensions

Accessories

for Gripset Handles



Universal Actuators

| Description | Color | PU | Part Number |
|--|-------|---------------------|----------------|
| Kit for 1 3/4" doors (Supplied with gripset handle) | Steel | 1 | K-C2054-45-0-0 |
| Kit for 2 1/4" doors | Steel | 1 | K-C2054-57-0-0 |
| Kit for 2 3/4" doors | Steel | 1 | K-C2054-70-0-* |
| Kit for 3" doors | Steel | 1 | K-C2054-76-0-* |
| * = Color | | PU = Packaging Unit | |

Additional information

- Non-handed
- Accessories included



Cylinders Schlage "C" Keyway

| Description | Color | PU | Part Number |
|--|--------------|---------------------|-----------------|
| Cylinder with 52mm tail and set of two keys | Satin Nickel | 1 | 6-C0972-52-0-01 |
| | Dark Bronze | 1 | 6-C0972-52-0-25 |
| * = Color | | PU = Packaging Unit | |

Key Alike Cylinders Schlage "C" Keyway

| Description | Color | PU | Part Number |
|--|--------------|---------------------|-----------------|
| Cylinder with 52mm tail and set of two keys | Satin Nickel | 1 | 6-C0972-52-9-01 |
| | Dark Bronze | 1 | 6-C0972-52-9-25 |
| * = Color | | PU = Packaging Unit | |

Accessories

for Strike Plate



Dust Cup – With Edge

| Description | Color | PU | Part Number |
|-------------|-------|---------------------|----------------|
| Plastic cup | Black | 10 | 9-C4765-00-0-6 |
| | | 100 | 9-C4765-1C-0-6 |
| | | 500 | 9-C4765-5C-0-6 |
| * = Color | | PU = Packaging Unit | |

Additional information

- Use for latch and 2 automatic latches (optional)
- Dimensions:
 - Length: 62mm
 - Width: 19.5mm
 - Depth: 25.8mm



Dust Cup – No Edge

| Description | Color | PU | Part Number |
|-------------|-------|---------------------|--|
| Plastic cup | Black | 10 100 500 | 9-C4765-0A-0-6 9-C4765-1C-A-6 9-C4765-5C-A-6 |
| * = Color | | PU = Packaging Unit | |


Additional information

- Dimensions:
 - Length: 62mm
 - Width: 19.5mm
 - Depth: 16mm



Screws for Strike Plates

| Description | PU | Part Number |
|--|----|---------------------|
| #8 x 5/8" (16mm) screws | 10 | K-C4763-16-6-* |
| * = Color | | PU = Packaging Unit |
| 11 = Satin Nickel, 5 = Dark Bronze, 28 = Pewter, 6 = Black | | |



Additional information

- Bag of 6 screws for strike plates
- #8 x 5/8" FH/PH screws



Construction Handle Set

| Description | Color | PU | Part Number |
|---------------------|-------|---------------------|----------------|
| Construction handle | Black | 25 | K-C9250-25-0-6 |
| * = Color | | PU = Packaging Unit | |

Additional information

- Reinforced nylon temporary door trim sets
- 8 x 8 x 90mm square spindle included
- 4.2 x 50mm screws included
- For 1 3/4" thick doors
- Locking/Unlocking from inside only



Construction Key

| Description | Color | PU | Part Number |
|------------------|-------|---------------------|----------------|
| Construction key | Black | 10 | 9-U0001-01-0-0 |
| * = Color | | PU = Packaging Unit | |

Additional information

The construction key is available for those who prefer to install the decorative hardware trim and lever sets on doors after the construction has been completed. Installing the escutcheon plates and levers in the final stage of construction prevents the decorative trim from becoming scratched or damaged.

The construction key has been designed to accommodate multipoint door hardware (8mm square), tilt-turn hardware (7mm square) and lift-slide hardware (10mm square).

Wood Mount Display

for Gripset Handle and Door Lock



Wood Mount Display with Door Lock and SALEM Gripset Handle

| Description | PU | Part Number |
|---|----|---------------------|
| Wood mount display – 45mm (1 3/4") thick | 1 | K-C9616-00-0-* |
| * = Color | | PU = Packaging Unit |
| 01 = Satin Nickel, 25 = Dark Bronze, 28 = Pewter, 6 = Black | | |



Additional information

- Wood mount complete with gripset handle and SECURY Automatic sample gear



Wood Mount Display with Door Lock and BERKELEY Gripset Handle

| Description | PU | Part Number |
|---|----|---------------------|
| Wood mount display – 45mm (1 3/4") thick | 1 | K-C9617-00-0-* |
| * = Color | | PU = Packaging Unit |
| 01 = Satin Nickel, 25 = Dark Bronze, 28 = Pewter, 6 = Black | | |



Additional information

- Wood mount complete with gripset handle and SECURY Automatic sample gear



WINDOW TECHNOLOGY
DOOR TECHNOLOGY
AUTOMATIC ENTRANCE SYSTEMS
BUILDING MANAGEMENT SYSTEMS

HEAD OFFICE

Ferco Architectural Hardware Inc.
2000, Berlier St.
Laval, QC H7L 4S4
Tel.: 450 973-1437
1 800 355-8810
Fax: 450 973-7661
ferco@ferco.ca

ONTARIO / WESTERN PROVINCES

Tel.: 905 282-9588
1 800 668-5310
Fax: 905 282-9915

UNITED STATES

Tel.: 1 800 927-1097
Fax: 1 888 454-0161

www.ferco.ca

Edition 10.2017 | Printed in Canada

Securing technology for you

